



Round 3 - Phillip Island GP Circuit - September 3 & 4
SUPERBIKE - B Final

Leg 1

Date: 03/09/22
 Event: R08
 Weather: Mostly cloudy - Temp: 11.9C
 Track: Dry - Temp: 19.9C

Started at: 15:38:44
 Laps: 6
 Starters: 16
 Printed at: 16:29

PROVISIONAL CLASSIFICATION

Pos	No	Name	Class	Machine	Laps	Race Time	Behind Leader	Behind Prev	Fastest Lap	On Lap	Top Speed
1	40	Jeremy HUDDLESTONE / Tatnel Painters / Horizon Mcycles	A	Yamaha R1 1000	6	10:49.074			1:45.704	6	253
2	7A	Shane ROBINSON / SKY LINKS	C	Suzuki GSXR 1000	6	10:53.044	3.970	3.970	1:46.549	4	251
3	81	Gary TIDD / Waterjet Solutions	C	Ducati V4R 1000	6	11:03.439	14.365	10.395	1:48.475	5	243
4	4	Stacey VAN WETERING / ABUS / LiquiMoly	C	Aprilia RSV4 1000	6	11:04.570	15.496	1.131	1:48.312	6	251
5	95	Matthew RINDEL / StayUpright / The Grinning Dingo / AMX / Woodcraft / Shoei / DeWith M-sport	C	Yamaha R1 1000	6	11:04.664	15.590	.094	1:48.925	5	251
6	47	Brad RAETHEL / Peter Stevens Motorcycles	A	Suzuki GSXR 1000	6	11:04.755	15.681	.091	1:48.770	5	257
7	98	Marcus BURNS / La Villa Wines	A	Ducati P-gale 1100	6	11:08.613	19.539	3.858	1:48.019	5	235
8	6	Cori BOURNE / Pedders Suspension Shepparton / NBS Brake Supplies / Shepparton Service	C	Suzuki GSXR 1000	6	11:13.522	24.448	4.909	1:50.173	2	248
9	17A	James BERKLEY / Amazing Grazing Boards	A	BMW S RR 1000	6	11:13.785	24.711	.263	1:47.543	6	268
10	616	William DOWNIE / Bakery on Broadway	C	Suzuki GSXR 1000	6	11:19.123	30.049	5.338	1:50.621	4	256
11	686	Tracey DAVIES / Breheny Brothers Breweries / RBT Suppliers / The Grinning Dingo	C	Ducati P-gale 1199	6	11:19.520	30.446	.397	1:49.808	5	241
12	666	Damian FAULDS / Huddleston Fishing / Tatnell Painters	A	Suzuki GSXR 1000	6	11:19.777	30.703	.257	1:51.455	4	259
13	66	Ian GODWIN / Eclipse Car Care	A	Aprilia Tuono 1100	6	11:38.622	49.548	18.845	1:53.487	2	243
DNF	71	Scott CHAPMAN / Zenith Motorcycle Tours / Zenith Removals	A	Ducati P-gale 1199	3	5:39.195	2 Laps		1:49.199	2	251
DNF	65A	Nathan MCKENZIE	B	Suzuki GSXR 1000	2	3:51.589	3 Laps		1:53.722	2	233
DNF	62	Francis DILLON / Bakery on Broadway	C		1	2:02.982	4 Laps		2:02.982	1	231

Fastest Lap was 1:45.704 by Jeremy HUDDLESTONE

Current race lap record for SBK class - 1:31.756 by Wayne MAXWELL (VIC) on a Ducati V4R set on 27/02/22

*** RACE REDUCED FROM 7 TO 6 LAPS DUE TO EARLIER TIME DELAYS ***

*** Rider 98 (Marcus BURNS) - 5 second penalty imposed by Clerk of Course for jumped start ***

The results are provisional until the end of the time limit for protests and appeals.


Scott Laing
 Chief Timekeeper - Scott Laing

Tony Bolin
 Clerk of Course - Tony Bolin



COMPUTIME RACE TIMING SYSTEMS PTY LTD
www.computime.com.au

E-mail: scott@computime.com.au / Ph: 0418 17 13 17





Round 3 - Phillip Island GP Circuit - September 3 & 4
SUPERBIKE - B Final

Leg 1

Date: 03/09/22
 Event: R08
 Weather: Mostly cloudy - Temp: 11.9C
 Track: Dry - Temp: 19.9C

Started at: 15:38:44
 Laps: 6
 Starters: 16
 Printed at: 16:29

PROVISIONAL LAP TIMES

No	Name	Lap 1	Lap 2	Lap 3	Lap 4	Lap 5	Lap 6
4	Stacey VAN WETERING	1:59.925	1:49.384	1:49.603	1:48.406	1:48.940	1:48.312
6	Cori BOURNE	1:57.551	1:50.173	1:51.229	1:50.894	1:51.627	1:52.048
7A	Shane ROBINSON	1:57.235	1:47.625	1:46.623	1:46.549	1:46.663	1:48.349
17A	James BERKLEY	2:06.381	1:49.134	1:50.950	1:50.060	1:49.717	1:47.543
40	Jeremy HUDDLESTONE	1:57.656	1:47.165	1:46.263	1:45.793	1:46.493	1:45.704
47	Brad RAETHEL	1:58.838	1:49.150	1:50.280	1:48.773	1:48.770	1:48.944
62	Francis DILLON	2:02.982					
65A	Nathan MCKENZIE	1:57.867	1:53.722				
66	Ian GODWIN	2:04.467	1:53.487	1:55.286	1:55.175	1:54.778	1:55.429
71	Scott CHAPMAN	2:00.500	1:49.199	1:49.496			
81	Gary TIDD	1:57.854	1:49.646	1:50.152	1:48.546	1:48.475	1:48.766
95	Matthew RINDEL	1:57.312	1:49.807	1:49.660	1:49.018	1:48.925	1:49.942
98	Marcus BURNS	1:58.152	1:49.949	1:49.670	1:49.233	1:48.019	1:48.590
616	William DOWNIE	2:02.099	1:51.889	1:52.649	1:50.621	1:50.818	1:51.047
666	Damian FAULDS	1:59.893	1:52.293	1:52.153	1:51.455	1:51.946	1:52.037
686	Tracey DAVIES	2:01.503	1:53.235	1:52.913	1:50.643	1:49.808	1:51.418


*** RACE REDUCED FROM 7 TO 6 LAPS DUE TO EARLIER TIME DELAYS ***

*** Rider 98 (Marcus BURNS) - 5 second penalty imposed by Clerk of Course for jumped start ***

The results are provisional until the end of the time limit for protests and appeals.


Scott Laing
 Chief Timekeeper - Scott Laing

Tony Bolin
 Clerk of Course - Tony Bolin



COMPUTIME RACE TIMING SYSTEMS PTY LTD
www.computime.com.au

E-mail: scott@computime.com.au / Ph: 0418 17 13 17





Round 3 - Phillip Island GP Circuit - September 3 & 4
SUPERBIKE - B Final

Leg 1

Date: 03/09/22
 Event: R08
 Weather: Mostly cloudy - Temp: 11.9C
 Track: Dry - Temp: 19.9C


Started at: 15:38:44
 Laps: 6
 Starters: 16
 Printed at: 16:29

PROVISIONAL SPLIT TIMES

Lap	Split 1	Split 2	Split 3	Split 4	Lap Time	Spd	Lap	Split 1	Split 2	Split 3	Split 4	Lap Time	Spd
4 Stacey VAN WETERING (4th)							6	<u>25.668</u>	30.702	<u>20.213</u>	29.121	<u>1:45.704</u>	253
1	35.665	32.843	21.548	29.869	1:59.925	195							
2	26.352	31.969	21.293	29.770	1:49.384	245	47 Brad RAETHEL (6th)						
3	<u>25.729</u>	32.016	21.774	30.084	1:49.603	247	1	35.838	32.255	21.178	29.567	1:58.838	189
4	26.042	31.870	<u>20.976</u>	<u>29.518</u>	1:48.406	251	2	26.245	32.134	<u>20.856</u>	29.915	1:49.150	256
5	26.314	31.743	21.179	29.704	1:48.940	235	3	26.359	32.353	21.428	30.140	1:50.280	248
6	26.132	<u>31.370</u>	21.150	29.660	<u>1:48.312</u>	245	4	26.193	31.609	21.115	29.856	1:48.773	244
6 Cori BOURNE (8th)							5	<u>26.030</u>	31.871	21.158	<u>29.711</u>	<u>1:48.770</u>	243
1	33.011	32.524	21.363	30.653	1:57.551	206	6	26.442	<u>31.206</u>	21.226	30.070	1:48.944	257
2	26.692	<u>32.267</u>	21.081	<u>30.133</u>	<u>1:50.173</u>	241	62 Francis DILLON (DNF)						
3	26.489	32.744	21.592	30.404	1:51.229	247	1	36.464	34.177	21.825	30.516	<u>2:02.982</u>	174
4	<u>26.401</u>	32.667	<u>21.038</u>	30.788	1:50.894	241	65A Nathan MCKENZIE (DNF)						
5	26.727	32.536	21.562	30.802	1:51.627	248	1	33.158	32.950	21.254	30.505	1:57.867	191
6	26.803	32.709	21.545	30.991	1:52.048	237	2	<u>26.789</u>	<u>33.091</u>	<u>21.402</u>	<u>32.440</u>	<u>1:53.722</u>	233
7A Shane ROBINSON (2nd)							66 Ian GODWIN (13th)						
1	34.194	32.317	20.677	30.047	1:57.235	203	1	35.772	35.533	21.964	31.198	2:04.467	186
2	26.231	31.077	20.542	29.775	1:47.625	248	2	27.512	<u>33.014</u>	<u>21.855</u>	<u>31.106</u>	<u>1:53.487</u>	235
3	25.894	31.115	20.384	<u>29.230</u>	1:46.623	234	3	<u>27.304</u>	34.518	22.189	31.275	1:55.286	243
4	25.805	31.067	<u>20.008</u>	29.669	<u>1:46.549</u>	245	4	27.984	33.712	21.939	31.540	1:55.175	219
5	<u>25.785</u>	<u>30.897</u>	20.226	29.755	1:46.663	251	5	27.719	33.392	21.943	31.724	1:54.778	218
6	26.376	31.681	20.450	29.842	1:48.349	241	6	27.960	33.856	21.882	31.731	1:55.429	225
17A James BERKLEY (9th)							71 Scott CHAPMAN (DNF)						
1	41.465	33.289	21.279	30.348	2:06.381		1	36.066	33.149	21.392	29.893	2:00.500	180
2	27.015	31.734	20.946	29.439	1:49.134	268	2	26.980	31.763	<u>20.713</u>	<u>29.743</u>	<u>1:49.199</u>	245
3	<u>26.440</u>	33.480	21.049	29.981	1:50.950	267	3	<u>26.540</u>	<u>31.719</u>	20.974	30.263	1:49.496	242
4	26.541	31.044	21.161	31.314	1:50.060	260	81 Gary TIDD (3rd)						
5	26.756	32.426	21.015	29.520	1:49.717	234	1	33.488	33.262	21.459	29.645	1:57.854	205
6	26.518	<u>30.993</u>	<u>20.610</u>	<u>29.422</u>	<u>1:47.543</u>	259	2	27.028	32.060	<u>20.927</u>	29.631	1:49.646	225
40 Jeremy HUDDLESTONE (1st)							3	26.288	32.480	21.319	30.065	1:50.152	236
1	33.264	32.520	21.419	30.453	1:57.656	190	4	<u>26.191</u>	31.858	21.181	29.316	1:48.546	227
2	26.644	31.088	20.463	28.970	1:47.165	242	5	26.459	<u>31.695</u>	21.060	<u>29.261</u>	<u>1:48.475</u>	234
3	26.143	30.731	20.288	29.101	1:46.263	250	6	26.200	31.702	21.306	29.558	1:48.766	243
4	25.918	<u>30.684</u>	20.287	<u>28.904</u>	1:45.793	250							
5	25.911	30.882	20.437	29.263	1:46.493	252							


Scott Laing
 Chief Timekeeper - Scott Laing

Tony Bolin
 Clerk of Course - Tony Bolin



COMPUTIME RACE TIMING SYSTEMS PTY LTD
www.computime.com.au

E-mail: scott@computime.com.au / Ph: 0418 17 13 17





Round 3 - Phillip Island GP Circuit - September 3 & 4
SUPERBIKE - B Final

Leg 1

Date: 03/09/22
 Event: R08
 Weather: Mostly cloudy - Temp: 11.9C
 Track: Dry - Temp: 19.9C

Started at: 15:38:44
 Laps: 6
 Starters: 16
 Printed at: 16:29

PROVISIONAL SPLIT TIMES

Lap	Split 1	Split 2	Split 3	Split 4	Lap Time	Spd	Lap	Split 1	Split 2	Split 3	Split 4	Lap Time	Spd
95 Matthew RINDEL (5th)							5	<u>26.813</u>	<u>32.017</u>	21.290	30.698	1:50.818	256
1	32.718	32.519	21.445	30.630	1:57.312	205	6	27.970	32.085	20.907	<u>30.085</u>	1:51.047	227
2	26.585	32.072	21.164	<u>29.986</u>	1:49.807	244							
3	26.288	31.967	21.147	30.258	1:49.660	248	666 Damian FAULDS (12th)						
4	26.026	31.754	<u>20.931</u>	30.307	1:49.018	251	1	35.141	32.797	21.266	30.689	1:59.893	204
5	<u>26.006</u>	31.890	20.983	30.046	<u>1:48.925</u>	243	2	<u>27.197</u>	32.800	21.584	30.712	1:52.293	259
6	26.737	<u>31.629</u>	21.492	30.084	1:49.942	239	3	27.530	<u>32.126</u>	21.578	30.919	1:52.153	240
98 Marcus BURNS (7th)							4	27.307	32.235	21.262	<u>30.651</u>	<u>1:51.455</u>	254
1	33.847	33.647	20.974	29.684	1:58.152	188	5	27.357	32.370	<u>21.256</u>	30.963	1:51.946	247
2	27.162	32.672	21.098	<u>29.017</u>	1:49.949	217	6	27.236	32.234	21.633	30.934	1:52.037	252
3	26.382	31.962	21.585	29.741	1:49.670	235	686 Tracey DAVIES (11th)						
4	26.918	31.742	<u>21.020</u>	29.553	1:49.233	216	1	34.882	34.136	21.796	30.689	2:01.503	197
5	<u>26.182</u>	31.452	21.088	29.297	<u>1:48.019</u>	233	2	27.190	32.855	22.587	30.603	1:53.235	228
6	26.528	<u>31.204</u>	21.530	29.328	1:48.590	235	3	27.096	33.334	22.115	30.368	1:52.913	229
616 William DOWNIE (10th)							4	<u>26.417</u>	32.777	<u>21.319</u>	30.130	1:50.643	241
1	35.478	34.361	21.563	30.697	2:02.099	209	5	26.639	<u>32.388</u>	21.362	<u>29.419</u>	<u>1:49.808</u>	238
2	27.338	32.515	21.623	30.413	1:51.889	247	6	27.030	32.446	21.807	30.135	1:51.418	235
3	27.677	32.848	21.338	30.786	1:52.649	255							
4	27.164	32.276	<u>20.543</u>	30.638	<u>1:50.621</u>	255							


*** RACE REDUCED FROM 7 TO 6 LAPS DUE TO EARLIER TIME DELAYS ***

*** Rider 98 (Marcus BURNS) - 5 second penalty imposed by Clerk of Course for jumped start ***

The results are provisional until the end of the time limit for protests and appeals.


Scott Laing
 Chief Timekeeper - Scott Laing

Tony Bolin
 Clerk of Course - Tony Bolin



COMPUTIME RACE TIMING SYSTEMS PTY LTD
www.computime.com.au

E-mail: scott@computime.com.au / Ph: 0418 17 13 17





Round 3 - Phillip Island GP Circuit - September 3 & 4
SUPERBIKE - B Final

Leg 1

Date: 03/09/22
 Event: R08
 Weather: Mostly cloudy - Temp: 11.9C
 Track: Dry - Temp: 19.9C

Started at: 15:38:44
 Laps: 6
 Starters: 16
 Printed at: 16:29

PROVISIONAL FASTEST LAPS SEQUENCE

Lap	Race Pos	No	Name	Machine	Fastest Lap	On Lap
1	1	7A	Shane ROBINSON	Suzuki GSXR 1000	1:57.235	1
2	1	40	Jeremy HUDDLESTONE	Yamaha R1 1000	1:47.165	2
3	1	40	Jeremy HUDDLESTONE	Yamaha R1 1000	1:46.263	3
4	1	40	Jeremy HUDDLESTONE	Yamaha R1 1000	1:45.793	4
6	1	40	Jeremy HUDDLESTONE	Yamaha R1 1000	1:45.704	6


*** RACE REDUCED FROM 7 TO 6 LAPS DUE TO EARLIER TIME DELAYS ***

*** Rider 98 (Marcus BURNS) - 5 second penalty imposed by Clerk of Course for jumped start ***

The results are provisional until the end of the time limit for protests and appeals.


Scott Laing
 Chief Timekeeper - Scott Laing

Tony Bolin
 Clerk of Course - Tony Bolin



COMPUTIME RACE TIMING SYSTEMS PTY LTD
www.computime.com.au

E-mail: scott@computime.com.au / Ph: 0418 17 13 17





Round 3 - Phillip Island GP Circuit - September 3 & 4
SUPERBIKE - B Final

Leg 1

Started at: 15:38:44
 Laps: 6
 Starters: 16
 Printed at: 16:29

Date: 03/09/22
 Event: R08
 Weather: Mostly cloudy - Temp: 11.9C
 Track: Dry - Temp: 19.9C

PROVISIONAL LAP SHEET

No	Lap Time	Gap	No	Lap Time	Gap	No	Lap Time	Gap	No	Lap Time	Gap
Lap 1			65A	1:53.722	6.768	47	1:48.773	10.164	4	1:48.312	15.496
7A	1:57.235		666	1:52.293	7.365	4	1:48.406	10.441	95	1:49.942	15.590
95	1:57.312	.077	616	1:51.889	9.167	6	1:50.894	12.970	47	1:48.944	15.681
6	1:57.551	.316	686	1:53.235	9.917	666	1:51.455	18.917	6	1:52.048	24.448
40	1:57.656	.421	17A	1:49.134	10.694	17A	1:50.060	19.648	17A	1:47.543	24.711
81	1:57.854	.619	66	1:53.487	13.133	616	1:50.621	20.381	616	1:51.047	30.049
65A	1:57.867	.632	Lap 3			686	1:50.643	21.417	686	1:51.418	30.446
98	1:58.152	.917	40	1:46.263		66	1:55.175	31.538	666	1:52.037	30.703
47	1:58.838	1.603	7A	1:46.623	.399	Lap 5			66	1:55.429	49.548
666	1:59.893	2.658	95	1:49.660	5.695	40	1:46.493				
4	1:59.925	2.690	81	1:50.152	6.568	7A	1:46.663	1.325			
71	2:00.500	3.265	98	1:49.670	6.687	81	1:48.475	11.303			
686	2:01.503	4.268	47	1:50.280	7.184	95	1:48.925	11.352			
616	2:02.099	4.864	4	1:49.603	7.828	98	1:48.019	11.653			
62	2:02.982	5.747	6	1:51.229	7.869	47	1:48.770	12.441			
66	2:04.467	7.232	71	1:49.496	8.111	4	1:48.940	12.888			
17A	2:06.381	9.146	666	1:52.153	13.255	6	1:51.627	18.104			
Lap 2			17A	1:50.950	15.381	17A	1:49.717	22.872			
40	1:47.165		616	1:52.649	15.553	666	1:51.946	24.370			
7A	1:47.625	.039	686	1:52.913	16.567	616	1:50.818	24.706			
95	1:49.807	2.298	66	1:55.286	22.156	686	1:49.808	24.732			
81	1:49.646	2.679	Lap 4			66	1:54.778	39.823			
6	1:50.173	2.903	40	1:45.793		Lap 6					
47	1:49.150	3.167	7A	1:46.549	1.155	40	1:45.704				
98	1:49.949	3.280	95	1:49.018	8.920	7A	1:48.349	3.970			
4	1:49.384	4.488	81	1:48.546	9.321	81	1:48.766	14.365			
71	1:49.199	4.878	98	1:49.233	10.127	98	1:48.590	14.539			


*** RACE REDUCED FROM 7 TO 6 LAPS DUE TO EARLIER TIME DELAYS ***

*** Rider 98 (Marcus BURNS) - 5 second penalty imposed by Clerk of Course for jumped start ***

The results are provisional until the end of the time limit for protests and appeals.


Scott Laing
 Chief Timekeeper - Scott Laing

Tony Bolin
 Clerk of Course - Tony Bolin



COMPUTIME RACE TIMING SYSTEMS PTY LTD
www.computime.com.au

E-mail: scott@computime.com.au / Ph: 0418 17 13 17





Round 3 - Phillip Island GP Circuit - September 3 & 4
SUPERBIKE - B Final

Leg 1

Date: 03/09/22
 Event: R08
 Weather: Mostly cloudy - Temp: 11.9C
 Track: Dry - Temp: 19.9C

Started at: 15:38:44
 Laps: 6
 Starters: 16
 Printed at: 16:29

PROVISIONAL LAP CHART

Name	Grid	1	2	3	4	5	6	Name
J. HUDDLESTONE	40	7A	10	10	10	10	10	J. HUDDLESTONE
M. RINDEL	95	95	7A	7A	7A	7A	7A	S. ROBINSON
N. MCKENZIE	65A	6	95	95	95	81	81	G. TIDD
G. TIDD	81	40	81	81	81	95	98	M. BURNS
J. BERKLEY	17A	81	6	98	98	98	4	S. VAN WETERING
M. BURNS	98	65A	47	47	47	47	95	M. RINDEL
A. LEE	58	98	98	4	4	4	47	B. RAETHEL
W. DOWNIE	616	47	4	6	6	6	6	C. BOURNE
A. PIERPOINT	4B	666	71	71	666	17A	17A	J. BERKLEY
C. BOURNE	6	4	65A	666	17A	666	616	W. DOWNIE
S. VAN WETERING	4	71	666	17A	616	616	686	T. DAVIES
T. DAVIES	686	686	616	616	686	686	666	D. FAULDS
S. CHAPMAN	71	616	686	686	66	66	66	I. GODWIN
F. DILLON	62	62	17A	66				
D. FAULDS	666	66	66					
I. GODWIN	66	17A						
T. TATNELL	44							T. TATNELL
S. ROBINSON	7A							
B. RAETHEL	47							


*** RACE REDUCED FROM 7 TO 6 LAPS DUE TO EARLIER TIME DELAYS ***

*** Rider 98 (Marcus BURNS) - 5 second penalty imposed by Clerk of Course for jumped start ***

The results are provisional until the end of the time limit for protests and appeals.


Scott Laing
 Chief Timekeeper - Scott Laing

Tony Bolin
 Clerk of Course - Tony Bolin



COMPUTIME RACE TIMING SYSTEMS PTY LTD
www.computime.com.au

E-mail: scott@computime.com.au / Ph: 0418 17 13 17





Round 3 - Phillip Island GP Circuit - September 3 & 4
SUPERBIKE - B Final

Leg 1

Date: 03/09/22
 Event: R08
 Weather: Mostly cloudy - Temp: 11.9C
 Track: Dry - Temp: 19.9C

Started at: 15:38:44
 Laps: 6
 Starters: 16
 Printed at: 16:29

PROVISIONAL BEST PARTIAL TIMES

Pos	Split 1		Split 2		Split 3		Split 4		LAP		Ideal	Fastest
	Name	Time	Name	Time	Name	Time	Name	Time	Name	Time		
1	J. HUDDLEST	25.668	J. HUDDLEST	30.684	S. ROBINSON	20.008	M. BURNS	24.017	M. BURNS	1:42.377	1:48.019	
2	S. VAN WETE	25.729	S. ROBINSON	30.897	J. HUDDLEST	20.213	J. HUDDLEST	28.904	J. HUDDLEST	1:45.469	1:45.704	
3	S. ROBINSON	25.785	J. BERKLEY	30.993	W. DOWNIE	20.543	S. ROBINSON	29.230	S. ROBINSON	1:45.920	1:46.549	
4	M. RINDEL	26.006	M. BURNS	31.204	J. BERKLEY	20.610	G. TIDD	29.261	J. BERKLEY	1:47.465	1:47.543	
5	B. RAETHEL	26.030	B. RAETHEL	31.206	S. CHAPMAN	20.638	T. DAVIES	29.419	S. VAN WETE	1:47.593	1:48.312	
6	M. BURNS	26.182	S. VAN WETE	31.370	B. RAETHEL	20.856	J. BERKLEY	29.422	B. RAETHEL	1:47.659	1:48.770	
7	G. TIDD	26.191	M. RINDEL	31.629	G. TIDD	20.927	S. VAN WETE	29.518	G. TIDD	1:48.074	1:48.475	
8	S. CHAPMAN	26.304	G. TIDD	31.695	M. RINDEL	20.931	B. RAETHEL	29.567	S. CHAPMAN	1:48.404	1:49.199	
9	C. BOURNE	26.401	S. CHAPMAN	31.719	M. BURNS	20.974	S. CHAPMAN	29.743	M. RINDEL	1:48.552	1:48.925	
10	T. DAVIES	26.417	W. DOWNIE	32.017	S. VAN WETE	20.976	M. RINDEL	29.986	W. DOWNIE	1:49.458	1:50.621	
11	J. BERKLEY	26.440	D. FAULDS	32.126	C. BOURNE	21.038	W. DOWNIE	30.085	T. DAVIES	1:49.543	1:49.808	
12	N. MCKENZIE	26.789	C. BOURNE	32.267	N. MCKENZIE	21.254	C. BOURNE	30.133	C. BOURNE	1:49.839	1:50.173	
13	W. DOWNIE	26.813	T. DAVIES	32.388	D. FAULDS	21.256	N. MCKENZIE	30.505	D. FAULDS	1:51.230	1:51.455	
14	D. FAULDS	27.197	N. MCKENZIE	32.950	T. DAVIES	21.319	F. DILLON	30.516	N. MCKENZIE	1:51.498	1:53.722	
15	I. GODWIN	27.304	I. GODWIN	33.014	F. DILLON	21.825	D. FAULDS	30.651	I. GODWIN	1:53.279	1:53.487	
16	F. DILLON	36.449	F. DILLON	34.177	I. GODWIN	21.855	I. GODWIN	31.106	F. DILLON	2:02.967	2:02.982	


*** RACE REDUCED FROM 7 TO 6 LAPS DUE TO EARLIER TIME DELAYS ***

*** Rider 98 (Marcus BURNS) - 5 second penalty imposed by Clerk of Course for jumped start ***

The results are provisional until the end of the time limit for protests and appeals.

Scott Laing
 Chief Timekeeper - Scott Laing

Tony Bolin
 Clerk of Course - Tony Bolin



COMPUTIME RACE TIMING SYSTEMS PTY LTD
www.computime.com.au

E-mail: scott@computime.com.au / Ph: 0418 17 13 17

